

TMSDS Teacher Training: Module 3 Getting Started

TMSDS is a tool that will support your instructional efforts by providing you with a Web-based collection of resources. This system was created using extensive experience with formative assessments and data-driven instruction to help you in your ultimate goal of providing the best possible education for your students.

So, let's get started... How do teachers login to TMSDS?

Step 1: Go to the following website: www.tmsds.org

Step 2: Login by typing your unique username and password that was provided by your district contact. Click **LOGIN**

TMSDS TEXAS EDUCATION AGENCY
Texas Mathematics and Science Diagnostic System Welcome to the Texas Math and Science Diagnostic System
Powered by The Princeton Review's Assessment Center

Login

User Name
Password
LOGIN

[District/School Enrollment](#)

Video: TMSDS Introduction (Coming Soon)

Online Training for TMSDS (Coming Soon)

[Is Your Computer TMSDS-Friendly?](#)
Use the link above to run a diagnostic test to ensure your

[Support](#) Copyright © 2008 The Princeton Review, Inc.

This brings you to your Home page.

TMSDS Hello Claire | [Your Profile](#) | [Sign Out](#)
Texas Mathematics and Science Diagnostic System SD10 Middle School

[Home](#)

Skill Resources

Welcome to the TMSDS

Your Classes

Below are your classes. Click on one to begin working in that class. To create a new class, [click here](#).

Class Name	Grade/Course
TX	Math 5, Science 5
Training Class	Math 5, Science 5
Training Class #2	Math 5, Science 5
Class 101	Math 6, Science 6
Grade 5 Mathematics	Math 5

Favorite Reports

Your saved reports are shown below. Click on the report name for more reporting options.

[5th grade math diagnostic](#) [Delete](#)

[See Complete List >](#)

[Support](#) Copyright © 2008 The Princeton Review, Inc.

TMSDS Teacher Training: Module 3

Getting Started

If your classroom list has been imported into the system, you will see your classes listed. If they have not been imported, you will be able to set up each of your classes manually by selecting student names from a school list.

First, click on Your Profile in the upper right hand corner. You will notice that you are able to view your account information, reset your password and verify/enter your email address. Be sure that you enter your email address. Once completed, click the save button and you will be returned to your home account page.

TMSDS
Texas Mathematics and
Science Diagnostic System

Hello Claire | [Your Profile](#) | [Sign Out](#)
SD10Middle School

Your Profile

[Home](#) > [Your Profile](#)

Skill Resources

Please review the information below. If you need to edit this information, please make your changes and click Save

Certain information can only be changed by a Princeton Review administrator. To make changes to this information, please contact customer service, 1-888-776-7737 or helpme@review.com.

Fields marked with an asterisk * are required

* First Name

* Last Name

Email

Account Type

* Gender ☐ Male ☒ Female

Date of Birth

User Name

Password

Re-enter Password

Review ScanId

Date Registered

Last Log in

Support Copyright © 2008 The Princeton Review, Inc.

TMSDS Teacher Training: Module 3 Getting Started

In order to access the full functionality of TMSDS, you must select one of your classes from your homepage. A list of classes can be found in the middle of the page.

The screenshot shows the TMSDS homepage. At the top, there is a header with the TMSDS logo and navigation links: "Hello Claire | [Your Profile](#) | [Sign Out](#)". Below the header, the "Skill Resources" section is visible. The "Your Classes" section is highlighted, showing a table of classes. Below the table, there is a "Favorite Reports" section with a link to "5th grade math diagnostic" and a "Delete" link. At the bottom, there is a "Support" link and a copyright notice: "Copyright © 2008 The Princeton Review, Inc."

Class Name	Grade/Course
TX	Math 5, Science 5
Training Class	Math 5, Science 5
Training Class #2	Math 5, Science 5
Class 101	Math 6, Science 6
Grade 5 Mathematics	Math 5

Once you choose the class you want to view, you can explore several different functions of TMSDS from this Class Main page. Each function is accessible by selecting the links on the left side of the Class Main page, or by following prompts in the center of the page. The different functions of the program include:

1. Viewing Reports
2. Creating and Reviewing Assessments
3. Accessing Skill Resources
4. Updating or Reviewing Class Details
5. Viewing students who are in this class

The screenshot shows the TMSDS Class Main Page for the "Training Class". The page has a header with the TMSDS logo and navigation links: "Hello Claire | [Your Profile](#) | [Sign Out](#)". Below the header, the "Class Main Page" title is displayed. The left sidebar contains links for "Reports", "Assessments", "Skill Resources", and "Class Details". The main content area is divided into three sections: "Pending Assessments", "Skill Resources", and "Student Roster". The "Pending Assessments" section shows a table of assessments. The "Skill Resources" section has a search bar and a "SEARCH" button. The "Student Roster" section lists the names of the students in the class. At the bottom, there is a "Support" link and a copyright notice: "Copyright © 2008 The Princeton Review, Inc."

Name	Subject	Grade/Course	Type	Students Completed
TPR Grade 5 Mini-Angles	Math		Preconfigured Diagnostic	9 / 9
TPR Grade 5 Mini-Area	Math		Preconfigured Diagnostic	8 / 8
TPR Grade 5 Mini-Comparing and Ordering Numbers (1)	Math		Preconfigured Diagnostic	4 / 4
Math Post-Test	Math		Teacher Created Diagnostic	2 / 26
Math Pre-Test	Math		Teacher Created Diagnostic	17 / 26

[See Complete List of Assessments >](#)

Skill Resources
Looking for educational resources? Visit the [Skill Resources](#) area.

[Advanced Search](#)

Student Roster
[Bell, Eileen](#)
[Boston, Johnnie](#)
[Brown, Emily](#)
[Carroll, Erlene](#)
[Carlier, Christopher](#)
[Crawford, Brandi](#)
[Cullen, Edward](#)
[Feig, Shannon](#)
[Foster, Christopher](#)
[Grant, Laquisha](#)
[Harcum, Dana](#)
[Hatfield, Alice](#)
[Jackson, Herbert](#)
[Jones, Eric](#)
[Mason, Aldo](#)
[+ expand](#)

The information provided with these links is specific to the class you chose.


TMSDS Teacher Training: Module 3

Getting Started

We will now walk through creating a class and managing a class that has already been created.

To manage a class that has already been created or imported, first, click on the class. Once here, you will be able to verify the students on your roster via the list to the right. If your class is large, you may see the word expand below the class roster. If this is the case, click on expand and you will be able to see all of your students.

In order to manage your class roster, click on Class Details to the left hand side of your screen. Click on Add or Remove Students.


Texas Mathematics and
Science Diagnostic System

Hello Claire | [Your Profile](#) | [Sign Out](#)
SD10Middle School
Class: Training Class

Class Information

[Home](#) > [Class Main Page](#) > [Class Details](#)

Reports
Assessments
Skill Resources
> Class Details
Add/Remove Students
Add/Remove Teachers

Class/Group Name: Training Class

Grade/Course: Math 5, Science 5

Subjects: Math Science

[EDIT](#) [DELETE](#)

Student Roster

The following students are currently enrolled in your class. Click on a student's name to edit the student's information. To add or remove students from this class click on the Add/Remove Students link in the left menu.

To add or remove students from this class, [click here](#).

Name	User Name	Password	Review Scan ID	Date of Last Login
Bell, Eileen	SStudent5961	Student596	122721038	08/21/2008
Boston, Johnnie	SStudent11001	Student1100	122720925	09/09/2008
Brown, Emily	EBrown126	ebrown	126239654	
Carroll, Erlene	SStudent2812	Student281	122720981	08/21/2008
Carter, Christopher	SStudent6591	Student659	122721049	08/28/2008

1 2 3 4 5 6


[View/Print Student Roster](#)

Teacher Roster

The following teachers are currently assigned to this class. To add or remove teachers, click on the Add/Remove Teachers link in the left menu.

Name	User Name	Role	Date of Last Login
Ernst, Claire	CErnat8	Lead Teacher	09/10/2008

Support Copyright © 2008 The Princeton Review, Inc.


Texas Mathematics and
Science Diagnostic System

Hello Claire | [Your Profile](#) | [Sign Out](#)
SD10Middle School
Class: Training Class

Add/Remove Students

[Home](#) > [Class Main Page](#) > [Class Details](#) > [Add/Remove Students](#)

Reports
Assessments
Skill Resources
Class Details
> Add/Remove Students
Add/Remove Teachers

When you see the names of students you'd like to move into or out of the class, highlight the names and use the add and remove buttons. Use the drop-down menu to view a specific group of students in the left box. If you do not see a student's name, you may need to create a new student account.

Choose students to view: Students in Grade 5

[ADD](#)
[ADD ALL](#)
[REMOVE](#)
[REMOVE ALL](#)

Roster for Training Class
(26 Students)

Bell, Eileen(Grade 6)
Boston, Johnnie(Grade 6)
Brown, Emily(Grade 5)
Carroll, Erlene(Grade 6)
Carter, Christopher(Grade 6)
Crawford, Brandi(Grade 6)

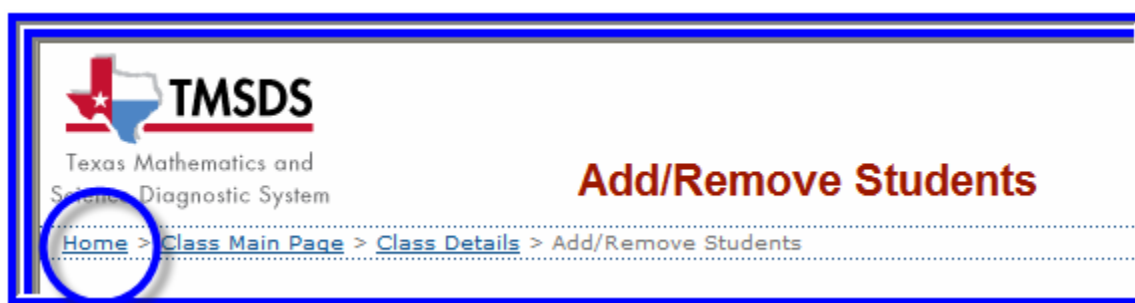
[SAVE](#) [CANCEL](#)

Support Copyright © 2008 The Princeton Review, Inc.

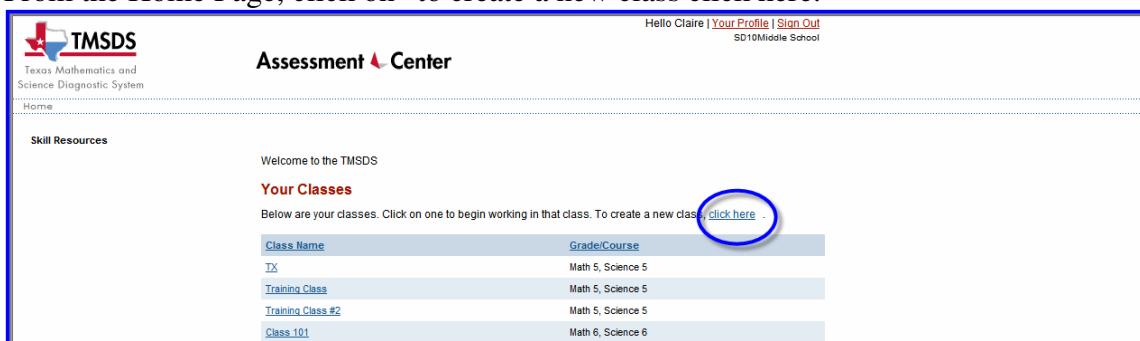
TMSDS Teacher Training: Module 3 Getting Started

Here, you will see that your current class roster appears in the box to the right. If someone needs to be removed, click on their name and remove them. If you need to view all students in the grade or the school, click on the drop down box next to choose “student to view” and you can view all students enrolled in a grade or in the school.

To add a student to your class, click on their name and click add. If you do not see a student who is enrolled in your school, please contact your administrator to have them added to this system. Once completed, click on Save and your roster will be updated. To create a new class, you need to get back to the home page. At the top of the page, just under the TMSDS logo, there are links to other pages. Click Home.



From the Home Page, click on “to create a new class click here.”



On this page, you will enter the class name, the grade of the class, and which subjects are taught in the class.

TMSDS Teacher Training: Module 3

Getting Started

The screenshot shows the 'Create Class' form in the TMSDS interface. At the top left is the TMSDS logo (Texas Mathematics and Science Diagnostic System) and a breadcrumb trail 'Home > Create Class'. At the top right, it says 'Hello Claire | [Your Profile](#) | [Sign Out](#)' and 'SD10 Middle School'. The main heading is 'Create Class'. Below it, a message says 'Please make the appropriate selections below, then click Next.' The form contains several sections: 'Fields marked with an asterisk * are required' with input fields for '* Class/Group Name' and 'Class/Group Short Name'; a 'Grade' dropdown menu; a 'Subjects' section with checkboxes for 'Math' and 'Science'; a 'Courses' section with a 'Course List' (Math 1-6), buttons for 'ADD', 'ADD ALL', 'REMOVE', and 'REMOVE ALL', and an empty 'Courses' box; and a 'Room Number' input field. At the bottom are 'SAVE' and 'CANCEL' buttons. The footer includes 'Support' and 'Copyright © 2008 The Princeton Review, Inc.'

Click to choose the default courses that are associated with the grade of the class or manually choose the courses covered in your class.

Room number is optional.

When you are done, click **Save**

Once your class is created, you will be able to add and remove students just like you did when managing a class that was already created -


Just choose the students from the list on the left and add them to the class.

When you are done, click **Save**

The next screen is your class details. From here, you can edit or delete your class.

TMSDS Teacher Training: Module 3

Getting Started



Texas Mathematics and
Science Diagnostic System

Hello Claire | [Your Profile](#) | [Sign Out](#)
SD10 Middle School
Class: Training Class

Class Information

[Home](#) > [Class Main Page](#) > [Class Details](#)

Reports
Assessments
Skill Resources
> Class Details
Add/Remove Students
Add/Remove Teachers

Class/Group Name: Training Class

Grade/Course: Math 5, Science 5

Subjects: Math Science

[EDIT](#) [DELETE](#)

Student Roster

The following students are currently enrolled in your class. Click on a student's name to edit the student's information. To add or remove students from this class click on the Add/Remove Students link in the left menu. To add or remove students from this class, [click here](#).

Name	User Name	Password	Review/Scan ID	Date of Last Login
Bell, Elean	SStudent5961	Student596	122721038	08/21/2008
Boston, Johnnie	SStudent11001	Student1100	122720925	09/09/2008
Brown, Emily	EBrown126	ebrown	126239654	
Carroll, Erlene	SStudent2812	Student281	122720981	08/21/2008
Carter, Christopher	SStudent6591	Student659	122721049	08/28/2008

1 2 3 4 5 6

[View/Print Student Roster](#)

Teacher Roster

The following teachers are currently assigned to this class. To add or remove teachers, click on the Add/Remove Teachers link in the left menu.

Name	User Name	Role	Date of Last Login
Ernst, Claire	CErnat0	Lead Teacher	09/10/2008

[Support](#) Copyright © 2008 The Princeton Review, Inc.

You can also find student usernames and passwords and print a class roster.

And now, you are ready to get started!